

The Visualization of the English Setter



C. LIEDL

**PUBLISHED BY
THE ENGLISH SETTER ASSOCIATION OF AMERICA**

Introduction

This booklet has been prepared by the English Setter Association of America to assist fanciers, breeders, and judges in their knowledge and understanding of the English Setter. Nothing in the discussions or illustrations are designed to change the Official Standard adopted by this Club and approved by the American Kennel Club. It is, rather, to be considered a supplement to, and expansion on, the Official Standard.

The English Setter Association of America wishes to thank all of those members for their contribution of time and knowledge to bring this booklet to a reality.

In the following commentary the Official English Setter Standard is printed in bold-face type. The discussions appear in lighter type. In reading this booklet keep in mind that our Standard does not have any disqualifications. The correct overall *type and balance* of the English Setter according to the Official Standard is to be taken into consideration.



General Appearance

An elegant, substantial and symmetrical gun dog suggesting the ideal blend of strength, stamina, grace, and style. Flat-coated with feathering of good length. Gaiting freely and smoothly with long forward reach, strong rear drive and firm topline. Males decidedly masculine without coarseness. Females decidedly feminine without overrefinement. Overall appearance, balance, gait, and purpose to be given more emphasis than any component part. Above all, extremes of anything distort type and must be faulted.

Keep in mind overall balance and proportion


Coat

Flat without curl or wooliness. Feathering on ears, chest, abdomen, underside of thighs, back of all legs and on the tail of good length but not so excessive as to hide true lines and movement or to affect the dog's appearance or function as a sporting dog.


Size

Males about 25 inches; females about 24 inches.

male



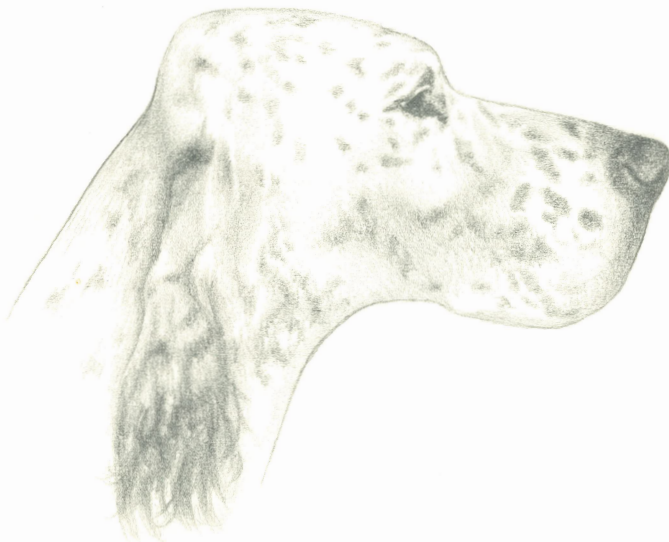
The male is decidedly masculine. The female is decidedly feminine.
They are balanced and not extreme in any way.
Both are elegant yet substantial.



female

Head

Size and proportion in harmony with body. Long and lean with a well defined stop. When viewed from the side, head planes (top of muzzle, top of skull and bottom of lower jaw) are parallel. SKULL - oval when viewed from above, of medium width, without coarseness, and only slightly wider at the earset than at the brow. Moderately defined occipital protuberance. Length of skull from occiput to stop equal in length of muzzle. MUZZLE - long and square when viewed from the side, of good depth with flews squared and fairly pendant. Width in harmony with width of skull and equal at nose and stop. Level from eyes to tip of nose. NOSE - black or dark brown, fully pigmented. Nostrils wide apart and large. FOREFACE - skeletal structure under the eyes well chiseled with no suggestion of fullness. Cheeks present a smooth and clean-cut appearance. TEETH - close scissors bite preferred. Even bite acceptable. EYES - dark brown, the darker the better. Bright and spaced to give a mild and intelligent expression. Nearly round, fairly large, neither deep set nor protruding. Eyelid rims dark and fully pigmented. Lids fit tightly so that haw is not exposed. EARS - set well back and low, even with or below eye level. When relaxed carried close to the head. Of moderate length, slightly rounded at the ends, moderately thin leather, and covered with silky hair.



Muzzle should be square and have good depth. Note the equal length of muzzle and skull, good parallel head planes, and well defined stop.

Flews should be squared and fairly pendant.

Overshot, undershot, and wry bites are to be penalized severely.


When viewed from above, the skull is oval and equal in length to length of muzzle




These are ideal English Setter heads. The male is at the top of the page and the female is to the left. Both have that wonderful, soft, English Setter expression. Eyes are nearly round and dark. Rims fully pigmented, tight eyes with no haw exposed. Wide set or protruding eyes are undesirable as is a loose haw.

Note the correct chiseling under the eyes.

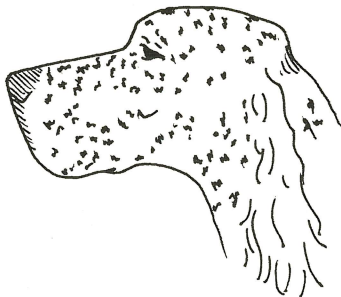
Head . . . continued




Not enough "stop"
on this head



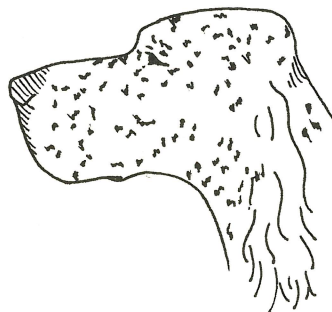
Muzzle is not equal in
length to the skull



This head does not
have parallel planes




The muzzle on this
head is "snipey"



This is an example
of a "roman nose"

Markings and Color

MARKINGS - white ground color with intermingling of darker hairs resulting in belton markings varying in degree from clear distinct flecking to roan shading, but flecked all over preferred. Head and ear patches acceptable, heavy patches of color on the body undesirable. COLOR - orange belton, blue belton (white with black markings), tricolor (blue belton with tan on muzzle, over the eyes and on the legs), lemon belton, liver belton.

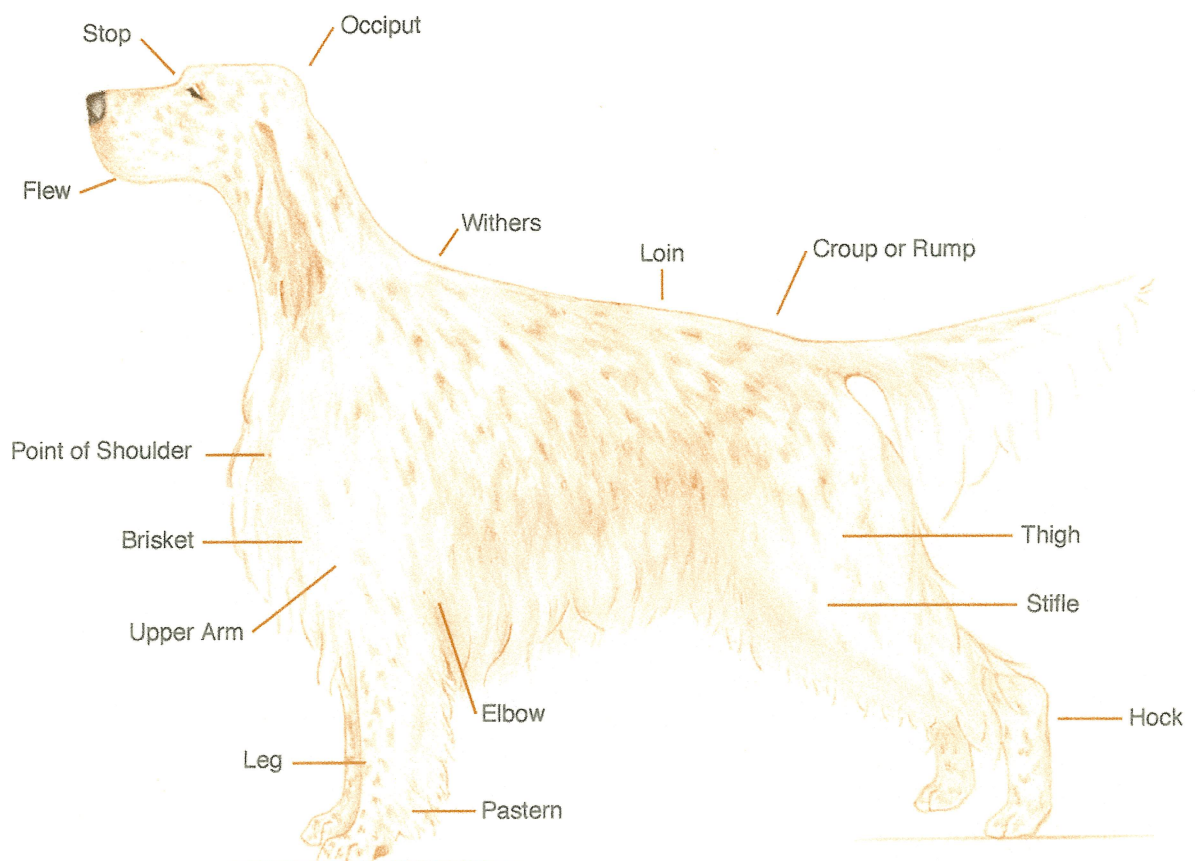


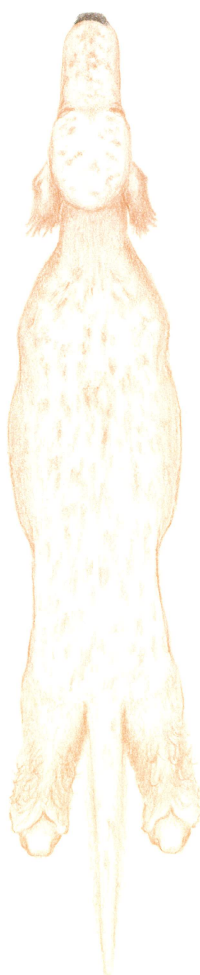
Here are five examples of various head patches you may see. All markings are well within the standard.

Please note that the exact same head type has been used in these illustrations to show you how markings and color can in fact create an optical illusion.

Neck and Body

NECK - long and graceful, muscular and lean. Arched at the crest and clean-cut where it joins the head at the base of the skull. Larger and more muscular toward the shoulders, with the base of the neck flowing smoothly into the shoulders. Not too throaty. TOPLINE - in motion or standing appears level or sloping slightly downward without sway or drop from withers to tail forming a graceful outline of medium length. FORECHEST - well developed, point of sternum projecting slightly in front of point of shoulder/upper arm joint. CHEST - deep, but not so wide or round as to interfere with the action of the forelegs. Brisket deep enough to reach the level of the elbow. RIBS - long, springing gradually to the middle of the body, then tapering as they approach the end of the chest cavity. BACK - straight and strong at its junction with loin. LOIN - strong, moderate in length, slightly arched. Tuck up moderate. HIPS - croup nearly flat. Hip bones wide apart, hips rounded and blending smoothly into hind legs. TAIL - a smooth continuation of the topline. Tapering to a fine point with only sufficient length to reach the hock joint or slightly less. Carried straight and level with the back. Feathering straight and silky, hanging loosely in a fringe.






The dog to the left
illustrates the correct
"rib & loin" relationship



Too long in rib




Too short in rib




"Slab-sided" ribs


This dog has a
"roached back"




This dog has a
"soft back"




This dog has too high a
tail set or a "gay tail."



This dog has a "low tail set."
It's too far down on the croup.




This dog's neck is too
short - "short necked"



Forequarters

SHOULDER - shoulder blade well laid back. Upper arm equal in length to and forming a nearly right angle with the shoulder blade. Shoulders fairly close together at the tips. Shoulder blades lie flat and meld smoothly with contours of the body. **FORELEGS** - from front or side, forelegs straight and parallel. Elbows have no tendency to turn in or out when standing or gaiting. Arm flat and muscular. Bone substantial but not coarse and muscles hard and devoid of flabbiness. **PASTERNS** - short, strong and nearly round with the slope deviating very slightly forward from the perpendicular. **FEET** - face directly forward. Toes closely set, strong and well arched. Pads well developed and tough. Dewclaws may be removed.

The angle from the withers to the point of the shoulder to the elbow should be approximately 90 degrees.

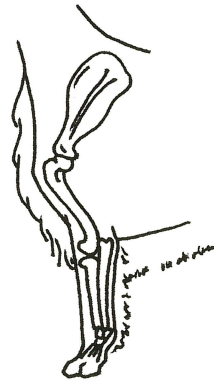


Forequarters . . . Continued

Straight upper arm

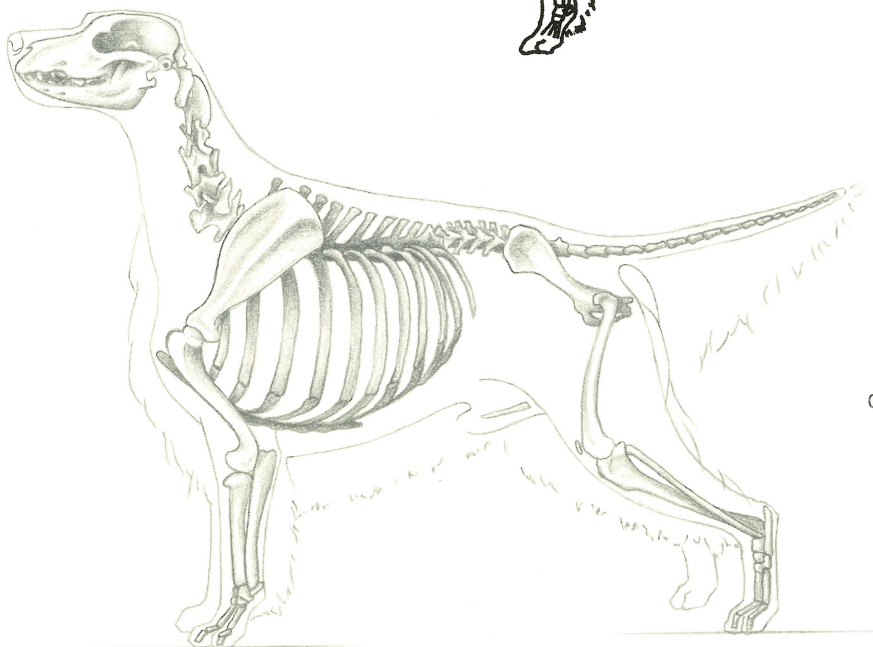
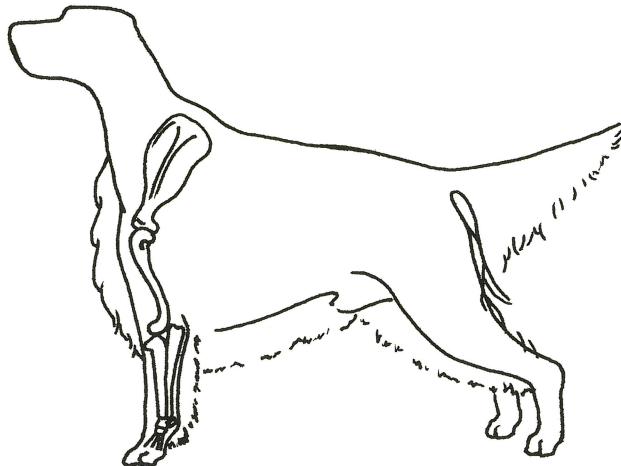


Straight with no layback



"Combination"

The dog to the right has a straight upper arm and is also straight with no layback.



Please note
correct front and
rear angulation

Correct
front
view.

Forelegs
straight
and parallel.

Elbows do not
turn in or out.



Below is an example
of "down in pastern"



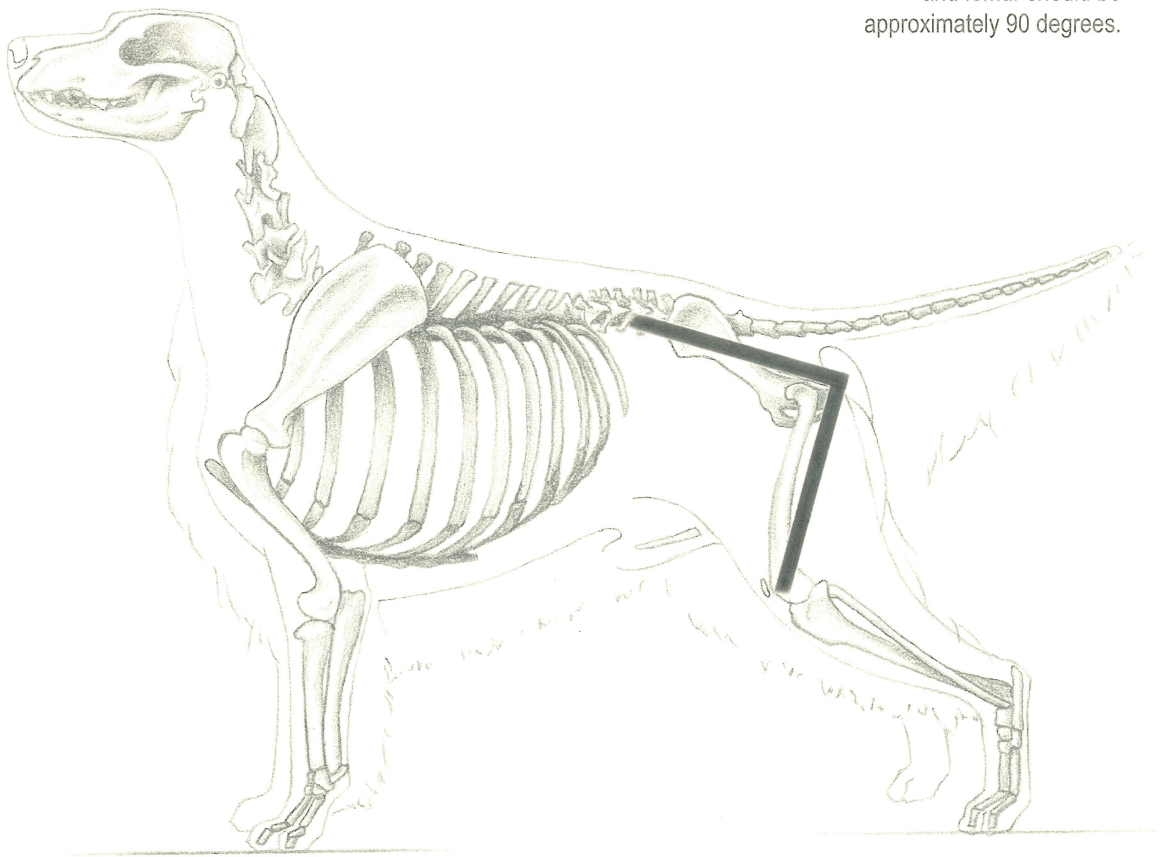
Below are examples
of correct feet and pasterns.



Hindquarters


Wide, muscular thighs and well developed lower thighs. Pelvis equal in length to and forming a nearly right angle with upper thigh. In balance with forequarter assembly. Stifle well bent and strong. Lower thigh only slightly longer than upper thigh. Hock joint well bent and strong. Rear pastern short, strong, nearly round and perpendicular to the ground. Hind legs, when seen from the rear, straight and parallel to each other. Hock joints have no tendency to turn in or out when standing or gaiting.

The angle of pelvic bone and femur should be approximately 90 degrees.






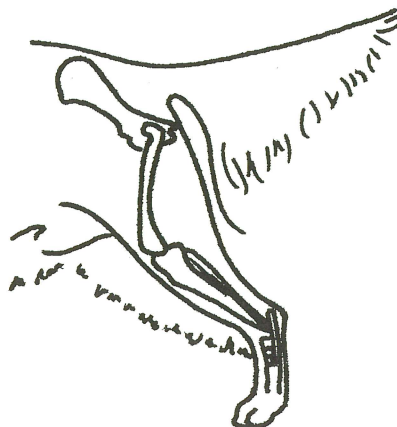
Illustrates a correct rear



Cow hocked



Lacks substance in the thighs





Straight stifle

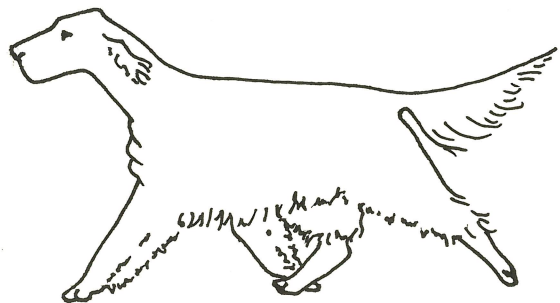
Movement and Carriage

An effortless graceful movement demonstrating endurance while covering ground efficiently. Long forward reach and strong rear drive with a lively tail and a proud head carriage. Head may be carried slightly lower when moving to allow for greater reach of forelegs. The back strong, firm, and free of roll. When moving at a trot, as speed increases, the legs tend to converge toward a line representing the center of gravity.

At full extension of the rear leg at the hock, the front foot is extended past the nose.



This dog lacks "reach" as it moves.



Front and rear legs are "crossing over".



The drawings above illustrate correct movement as seen "coming and going"



Out at elbow



Too wide



Too narrow



Cow hocked

Temperament

Gentle, affectionate, friendly, without shyness, fear or viciousness.



Bibliography

*Included are some publications
considered basic to
English Setter literature.*

AMERICAN KENNEL CLUB GAZETTE

Published monthly by the
American Kennel Club
51 Madison Avenue
New York, NY 10010

THE COMPLETE ENGLISH SETTER

Davis Tuck, Elsworth Howell,
Judy Graef
Howell Book House
Out of print – available used

DOG STEPS, A NEW LOOK

Rachel Page Elliott
Doral Publishing, Inc.
2501 W. Behrend Dr. #43
Phoenix, AZ 85027

THE ESSENCE OF SETTERS

Marsha Hall Brown
Doral Publishing, Inc.
2501 W. Behrend Dr. #43
Phoenix, AZ 85027

THE COMPLETE DOG BOOK

An official publication of the
American Kennel Club
New revised edition
Doubleday & Company, Inc.
Garden City, NY

THE HISTORY OF ENGLISH SETTER SHOW DOGS IN AMERICA

Craig S. Sparkes
Doral Publishing, Inc.
2501 W. Behrend Dr. #43
Phoenix, AZ 85027

ENGLISH SETTERS

Beverly Pisano
T.H.F. Publications
Out of print – available used

HOW TO RAISE & TRAIN AN ENGLISH SETTER


Susan S. Maire
T.H.F. Publications
Out of print – available used

THE SETTER

Edward Laverack
Longmans, Green, & Co
1872 England
Out of print – reprints available
Email: thesetterbook@aol.com

ENGLISH SETTER VIDEO

American Kennel Club
51 Madison Avenue
New York, NY 10010



VISUALIZATION OF THE ENGLISH SETTER COMMITTEE

Sandi McCue – Chairperson

Heidi B. Martin – All drawings & illustrations

Angelika & Craig Sparkes, Group 1 Communications – Layout & Design

The Officers and Board of the English Setter Association of America

© Copyright May 2004

All rights reserved. No part of this book may be reproduced
by any means without written permission from the publisher

